

# Perfect Edges. Flexible Machines.

**HE HOMAG**

**Our edge banding machines**  
EDGETEQ S-380 | S-500

**YOUR SOLUTION**







## Perfect edges for discerning customers manufactured with flexible machines

Individual customer needs and preferences, sophisticated products and a wide range of materials – all factors which play a major role in today's woodworking industry. Here, production flexibility and efficiency are key – particularly for woodworking shops and medium-sized enterprises.

HOMAG offers unbeatable benefits and has a presence on the ground with international Production plants and Sales and Service companies with around 6,600 staff members in over 100 countries around the world. Work with HOMAG to create a sharp competitive edge and security for your business in the long term.

### YOUR SOLUTION

### MORE: [HOMAG.COM](https://www.homag.com)

---



### CONTENT

- 04 All inclusive as standard
- 08 Models EDGETEQ S-380, S-500
- 30 Our unit modules
- 58 Workpiece return conveyors
- 60 HOMAG Life Cycle Services
- 62 Technical data

## All inclusive as standard


**THE MOST IMPORTANT FEATURES OF THE MODELS.** These series are characterized by its comprehensive equipment standard: Belt-type top pressure for precision workpiece guidance, optimized trimming tools for optimum chip disposal and perfect processing quality. Variable feed speeds in various performance categories for high productivity. All machines can also be extended. Additional processing units such as grooving or belt sanding can be mounted on selected machines which come with a free space. HOMAG machines EDGETEQ S-380 and S-500 are energy-saving and environmentally friendly.

- **High-grade furniture with high edge quality**
- **More output through high availability**
- **Low energy requirement**
- **Outstanding economy**
- **Optimum cost-to-performance ratio**



### **Gluing units - safe hot-melt glue application**

HOMAG gluing units are qualified for quick, friction-locked gluing. The heated glue roll provides an optimum glue temperature. Standard is an EVA pre-melting unit.



### **Zero joint technology with HOMAG airTec**

The units are now equipped with a rotary air heater which makes the process significantly more efficient and quieter as well as saving resources.



### **Edge banding with PUR**

PUR adhesives are used by HOMAG on the same machines and with the same application units as EVA hot melt adhesives.





**Intuitive operation with powerTouch control system**

Using the widescreen format multitouch monitor, you control machine functions by direct touch contact. The ergonomically optimized design and an array of help and assistant functions substantially simplify operation.



**Belt-type top pressure**

The top pressure beam made of steel with double V-belt forms the basis for outstanding quality, as it ensures that workpieces are ideally clamped for processing.



**Multi-stage technology**

For easy profile change by push button. Saves time and improves quality.



**Controlled chip capture**

The chips are extracted already in the interior and selectively directed to the extraction hood. Greater economy and a longer service life due to reduced wear and lower service costs. Reduced extraction speed drives down energy consumption and costs.



## Material types | Edge parameters

High flexibility is achieved by processing all edge materials: 0.3 mm melamine, 2 mm PVC, 20 mm solid strips and veneer. For perfect high-gloss parts, important components such as the motor-driven top pressure and the automatic adjustment of the glue joint scraper blades are used. Special tracing elements are ideal for machining of acute-angled or obtuse-angled parts or parts with hinge holes.




				a	b	c	d	e
	<b>SOLID</b> (mm)					0,3 – 20 option		
	<b>COILS</b> (mm)		with b = 22: min. 60 with b = 40: min. 125	8 – 60		0,3 – 3,0	65	max. 25 / 30
	<b>STRIPS</b> (mm)					0,3 – 3,0 option		

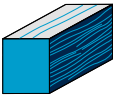
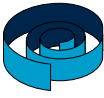

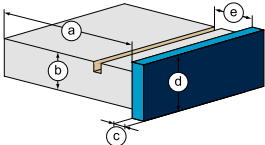



## Higher output for your edge banding machine

Workpiece return conveyors of the LOOPTEQ series are the ideal addition to the machines of the EDGETEQ series.

The LOOPTEQ O-200 is ideal for small, narrow and medium-sized workpieces. The LOOPTEQ O-300 is ideal for a wide range of parts, from small and light to large and heavy workpieces. The high level of automation makes the LOOPTEQ O-600 Edition with workpiece handling a multi-talent.



	SOLID (mm)	COILS (mm)	STRIPS (mm)
			
<b>a</b>	with b = 22: min. 70 with b = 40: min. 125		
<b>b</b>	8 – 60		
<b>c</b>	0.3 – 12	0,3 – 3,0	
<b>d</b>	65		
<b>e</b>	max. 30 (only Model 1660 FGC)		
			




## EDGETEQ S-380 – Models 1650 FC and 1660 FGC: Setting standards in performance and quality

The basic machine is equipped with a precise gluing unit, a 2-motor snipping unit, a trimming tool and a profile trimming tool. A radius scraper, glue joint scraper and a buffing unit ensure a perfect finish. The high-powered motors of all the units ensure the unrestricted strength required for processing the broad product spectrum. To allow the optimum solution to be offered for every requirement, a joint trimming unit and a tiltable grooving unit (model 1660 FGC) are available

for the machines. With the optional Quickmelt gluing unit, optional workpiece gap optimization for even more effective production and the available separating and cleaning agents, this series is ideally equipped to cope with every conceivable requirement.

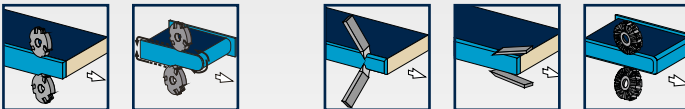




## EDGETEQ S-380

Model 1650 FC

- 1** Joint trimming unit
- 2** Gluing unit
- 3** Snipping unit
- 4** Trimming unit
- 5** Profile trimming unit
- 6** Profile scraper with quick-change heads
- 7** Glue joint scraper
- 8** Buffing unit



### EDGETEQ S-380 – Model 1660 FGC

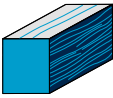
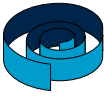

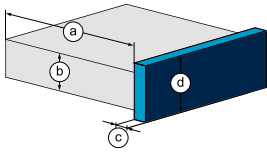
This model comes with the same equipment as Model 1650 FC plus a grooving unit.

## MATERIAL TYPES

e.g.

- 0.3 mm melamine
- 2 mm ABS
- Veneer (coil)
- 12 mm solid strips
- High gloss (option)
- Nesting (option)




	SOLID (mm)	COILS (mm)	STRIPS (mm)
			
<b>a</b>	with b = 22: min. 70 with b = 40: min. 125		
<b>b</b>	8 – 60		
<b>c</b>	0.3 – 15	0.3 – 3	
<b>d</b>	65		
			



## EDGETEQ S-380 – Models 1650 HF and 1660 HF: Precision and performance for high-end requirements

The basic machine is equipped with a Quickmelt gluing unit, a 2-motor snipping unit, a trimming unit and a multifunctional profile trimming unit for corner rounding and flush trimming. A radius scraper and a buffing unit ensure a perfect finish. The high-powered motors of all the units ensure the unrestricted strength required for processing the broad product spectrum. To allow the optimum solution to be offered for

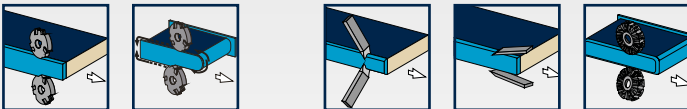
every requirement, a joint trimming unit and a glue joint scraper are available for these machines as standard. The Highflex series is characterized by its high level of automation and a comprehensive range of processing units. The high degree of flexibility enables adjustment to your specific needs and guarantees optimum edges.



## EDGETEQ S-380

Model 1650 HF

- 1** Joint trimming unit
- 2** Gluing unit
- 3** Snipping unit with pneumatic adjustment chamfer/straight and pneumatic 2-point-adjustment
- 4** Rough trimming unit with pneumatic 2-point-adjustment
- 5** Multifunctional profile trimming unit
- 6** Profile scraper with quick-change heads and pneumatic adjustment
- 7** Glue joint scraper
- 8** Buffing unit



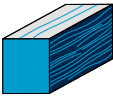
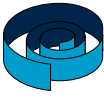

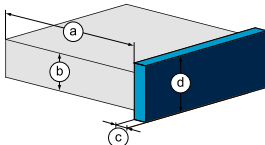
### EDGETEQ S-380 – Model 1660 HF

This model comes with the same equipment as Model 1650 HF plus a fine trimming unit.

## MATERIAL TYPES

e.g.

- 0.3 mm melamine
- 2 mm ABS
- Veneer (coil)
- 15 mm solid strips (option)
- High gloss (option)
- Nesting (option)


	SOLID (mm)	COILS (mm)	STRIPS (mm)
			
<b>a</b>	with b = 22: min. 70 with b = 40: min. 125		
<b>b</b>	8 – 60		
<b>c</b>	0.3 – 12	0.3 – 3	
<b>d</b>	65		
			



## EDGETEQ S-380 – Models 1650 E – 1660 E: The high-performance compact class

Even in their basic equipment configuration, the edition models offer a high level of automation and simple processing of several radii as standard. The basic versions are equipped with a joint trimming unit, a precise Quickmelt gluing unit, a 2-motor snipping unit, a multi-stage trimming unit and a profile trimming unit. A multi-stage scraper, a glue joint scraper and a buffing unit ensure a perfect finish.

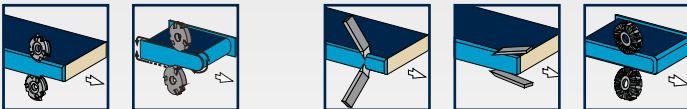
The edition models are characterized by their high level of automation. The multi-stage trimming unit and multi-stage scraper provide the optimum radius and consequently the very best results for frequently changing applications.



## EDGETEQ S-380

Model 1650 E

- 1** Joint trimming unit
- 2** Gluing unit
- 3** Snipping unit with pneumatic adjustment chamfer/straight and pneumatic 2-point-adjustment
- 4** Multi-stage trimming unit MS40 with pneumatic 2-point-adjustment
- 5** Profile trimming unit
- 6** Multi-stage scraper unit MZ40
- 7** Glue joint scraper
- 8** Buffing unit



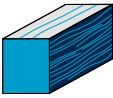
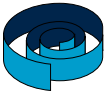

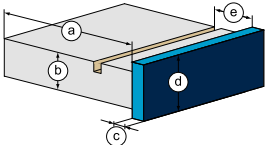
### EDGETEQ S-380 – Modell 1660 E

This model is equipped like the model 1650 E and also has a 4-motor profile trimming unit.


## MATERIAL TYPES

e.g.

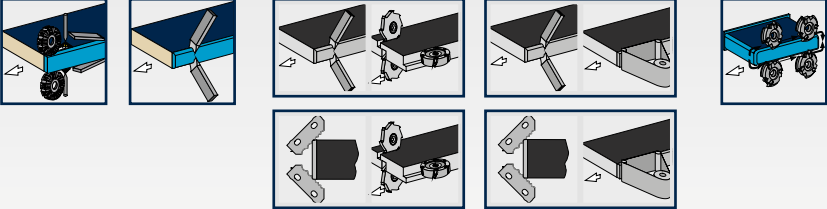
- 0.3 mm melamine
- 2 mm PVC
- Veneer (coil)
- 12 mm solid strips
- High gloss (option)
- Nesting (option)

	SOLID (mm)	COILS (mm)	STRIPS (mm)
			
<b>a</b>	with b = 22: min. 60 with b = 40: min. 105		
<b>b</b>	8 – 60		
<b>c</b>	0.6 – 20 (option)	0.3 – 3.0	0.3 – 1.0 (option)
<b>d</b>	12 – 65		
<b>e</b>	max. 25 (only Model 2280)		
			

**Feed speed:  
16 – 20 m/min**



**4 possible combinations on the free space**




## EDGETEQ S-500 – Models 2270 and 2280: For variable edge gluing

Models 2270 and 2280 can be used for edge gluing, precise snipping and finish processing, including rounding of face sides. The finishing unit at the outfeed removes any possible glue residues and lends grip to your edges. PUR can additionally be used if required. Using the 4-motor profile trimming unit, even veneer edges can be rounded without splintering.

With a feed speed of up to 20 m/min, the machine provides optimum productivity for woodworking shops. Model 2280 also comes with a free space for additional units.





## EDGETEQ S-500

Model 2280

- 1** Separating agent spraying unit
- 2** Joint trimming unit
- 3** Gluing unit with 2 coils
- 4** Snipping unit HL81
- 5** Rough trimming unit BF10
- 6** Profile trimming unit FF32
- 7** Free space for 2 additional units:  
standard trimming unit SF21  
or belt sanding unit KS10 and  
automatic profile scraper  
MN21 (instead of PN10)
- 8** Profile scraper PN10
- 9** Finishing unit FA21



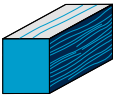
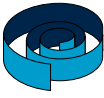

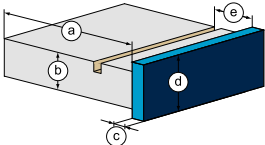
### EDGETEQ S-500 – Model 2270

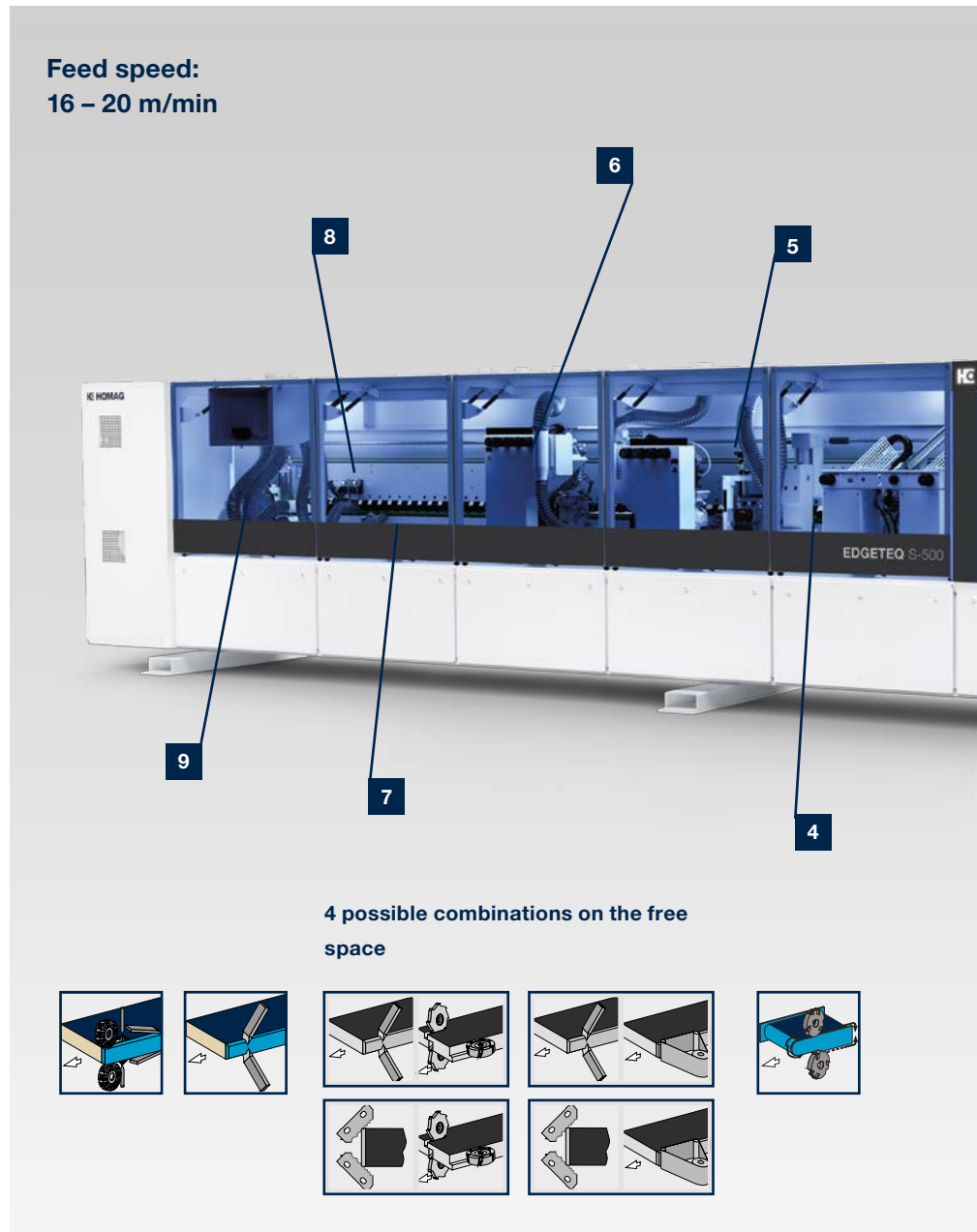
This model comes with the same equipment as Model 2280, but **without free space**.

## MATERIAL TYPES

e.g.

- 0.3 mm melamine
- 2 mm PVC
- Veneer (coil)
- 20 mm solid strips (option)
- High gloss (option)
- Nesting (option)

	SOLID (mm)	COILS (mm)	STRIPS (mm)
			
<b>a</b>	with b = 22: min. 60 with b = 40: min. 105		
<b>b</b>	8 – 60		
<b>c</b>	0.6 – 20 (option)	0.3 – 3.0	0.3 – 1.0 (option)
<b>d</b>	12 – 65		
<b>e</b>	max. 25 (only Model 2284)		
			




## EDGETEQ S-500 – Models 2274 and 2284: Impressive technology

Models 2274 and 2284 can be used for gluing edges, precise snipping and finish processing, including rounding the face sides. Facility for using PUR is also optionally available. The processing heads at the profile trimming unit and profile scraper can be rapidly exchanged for work with different

profiles. No-compromise production. And with an unbelievable cost-to-performance ratio. Model 2284 also comes with a free space for additional units.

## EDGETEQ S-500

Model 2284



- 1 Separating agent spraying unit
- 2 Joint trimming unit
- 3 Gluing unit with 2 coils
- 4 Snipping unit HL81
- 5 Rough trimming unit BF10
- 6 Profile trimming unit FK11
- 7 Free space for 2 additional units:  
standard trimming unit SF21  
or belt sanding unit KS10 and  
automatic profile scraper  
MN21 (instead of PN10)
- 8 Profile scraper PN10
- 9 Finishing unit FA21



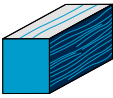
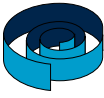

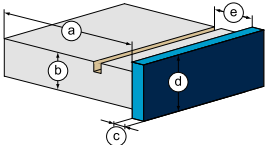
### EDGETEQ S-500 – Model 2274


This model comes with the same equipment as Model 2284, but **without free space**.

## MATERIAL TYPES

e.g.

- 0.3 mm melamine
- 2 mm PVC
- 20 mm solid strips (option)
- High gloss (option)
- Nesting (option)

	SOLID (mm)	COILS (mm)	STRIPS (mm)
<b>a</b>			
<b>b</b>	with b = 22: min. 60 with b = 40: min. 105		
<b>c</b>	0.6 – 20 (option)	0.3 – 3.0	0.3 – 1.0 (option)
<b>d</b>	12 – 65		
<b>e</b>	max. 25 (only Model 2480)		
			




## EDGETEQ S-500 – Models 2470 and 2480: Flexible edge processing

Model 2470 and Model 2480 can be used for gluing edges, precise snipping and finish processing, including rounding the face sides. PUR can also be used if required. Even veneer edges are rounded using the 4-motor profile trimming unit without splintering. The different equipment packages on offer permit adaptation of the machines for a wide range of different requirements.

With a feed speed of up to 25 m/min, producers with higher output targets can tailor their productivity to changing demands. Model 2480 also comes with a free space for additional units.

## EDGETEQ S-500

Model 2480



- 1** Separating agent spraying unit
- 2** Joint trimming unit
- 3** Gluing unit with 2 coils
- 4** Snipping unit PK25
- 5** Rough trimming unit BF10
- 6** Profile trimming unit FF32
- 7** Free space for 2 additional units:  
standard trimming unit SF21  
or belt sanding unit KS10 and  
automatic profile scraper  
MN21 (instead of PN10)
- 8** Profile scraper PN10
- 9** Finishing unit FA21



### EDGETEQ S-500 – Model 2470

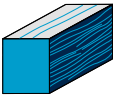
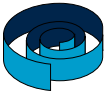

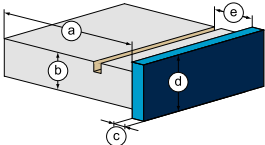
This model comes with the same equipment as Model 2480, but **without free space**.


## MATERIAL TYPES

e.g.

- 0.3 mm melamine
- 2 mm PVC
- Veneer (coil)
- 20 mm solid strips (option)
- High gloss (option)
- Nesting (option)



	SOLID (mm)	COILS (mm)	STRIPS (mm)
			
<b>a</b>	with b = 22: min. 60 with b = 40: min. 105		
<b>b</b>	8 – 60		
<b>c</b>	0.6 – 20 (option)	0.3 – 3.0	0.3 – 1.0 (option)
<b>d</b>	12 – 65		
<b>e</b>	max. 25 (only Model 2484)		
			




## EDGETEQ S-500 – Models 2474 and 2484: With patented technology

These models can be used for edge gluing, precise snipping and finish processing, including rounding of face sides. The finishing unit at the outfeed removes any possible glue residues and lends grip to your edges. PUR can additionally be used if required. A patented solution at the profile trimming unit permits the fast, simple changeover of profiles.

With a feed speed of up to 25 m/min, the machines provide need-driven productivity for producers with a higher performance requirement. No need to compromise. With its additional free space, Model 2484 offers even greater flexibility for mounting a grooving unit.

## EDGETEQ S-500 Model 2484



- 1** Separating agent spraying unit
- 2** Joint trimming unit
- 3** Gluing unit with 2 coils
- 4** Snipping unit PK25
- 5** Rough trimming unit BF10
- 6** Profile trimming unit FK11
- 7** Free space for 2 additional units:  
standard trimming unit SF21  
or belt sanding unit KS10 and  
automatic profile scraper  
MN21 (instead of PN10)
- 8** Profile scraper PN10
- 9** Finishing unit FA21



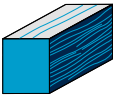
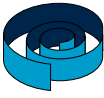

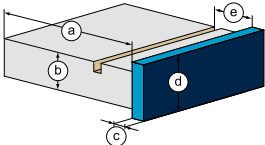
### EDGETEQ S-500 – Model 2474


This model comes with the same equipment as Model 2484, but **without free space**.

## MATERIAL TYPES

e.g.

- 0.3 mm melamine
- 2 mm PVC
- 20 mm solid strips (option)
- High gloss (option)
- Nesting (option)

	SOLID (mm)	COILS (mm)	STRIPS (mm)
<b>a</b>			
<b>b</b>	with b = 22: min. 60 with b = 40: min. 105		
<b>c</b>	0.6 – 20 (option)	0.3 – 3.0	0.3 – 1.0 (option)
<b>d</b>	12 – 65		
<b>e</b>	max. 25 (only Model 2491)		
			




## EDGETEQ S-500 – Models 2481 and 2491: Flexible edge processing

These models can be used for edge gluing, precise snipping and finish processing, including rounding of face sides. PUR and/or airTec can also be used if required. Even veneer edges are rounded using the 4-motor profile trimming unit without splintering. At the end of the machine an edge heating device for removal of edge whitening can be mounted. The diverse

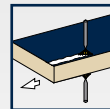
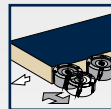
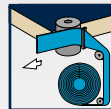
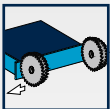
equipment packages on offer permit adaptation of the machine for a wide range of different requirements. With a feed speed of up to 25 m/min, producers with higher output targets can tailor their productivity to changing demands. Model 2491 also comes with a free space for additional units.

## EDGETEQ S-500

Model 2491



- 1 Separating agent spraying unit
- 2 Joint trimming unit
- 3 Gluing unit with 2 coils
- 4 Snipping unit PK25
- 5 Rough trimming unit BF10
- 6 Chamfer/radius trimming unit PF20
- 7 Profile trimming unit FF32
- 8 Free space for 2 additional units:  
standard trimming unit SF21  
or belt sanding unit KS10 and  
automatic profile scraper  
MN21 (instead of PN10)
- 9 Profile scraper PN10
- 10 Finishing unit FA21
- 11 Free space for an edge heating  
device for removal of edge  
whitening



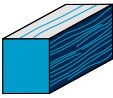
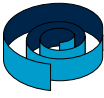

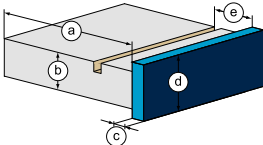
### EDGETEQ S-500 – Model 2481

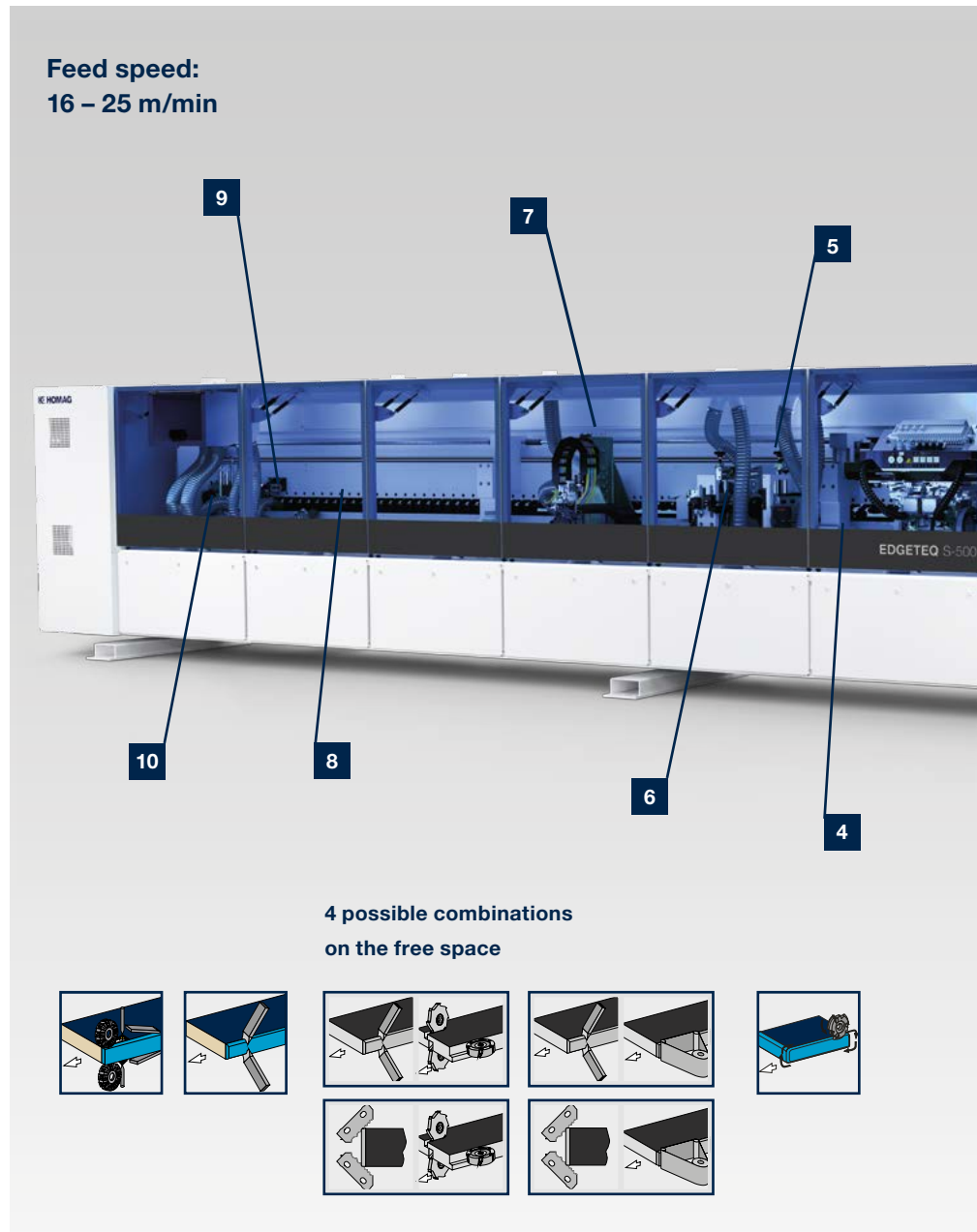
This model comes with the same equipment as Model 2491, but **without free space**.

## MATERIAL TYPES

e.g.

- 0.3 mm melamine
- 2 mm PVC
- 20 mm solid strips (option)
- High gloss (option)
- Nesting (option)

	SOLID (mm)	COILS (mm)	STRIPS (mm)
			
<b>a</b>	with b = 22: min. 60 with b = 40: min. 105		
<b>b</b>	8 – 60		
<b>c</b>	0.6 – 20 (option)	0.3 – 3.0	0.3 – 1.0 (option)
<b>d</b>	12 – 65		
<b>e</b>	max. 25 (only Model 2492)		
			



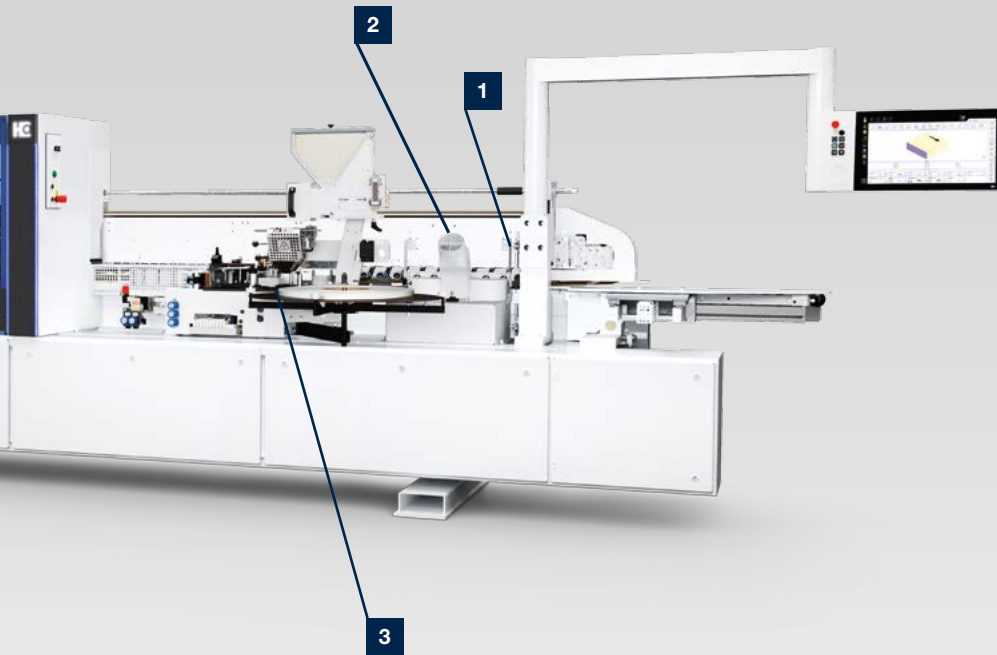
## EDGETEQ S-500 – Models 2482 and 2492: Economy for high aspirations

The models 2482 and 2492 can be used for gluing edges, precise snipping and finish processing, including rounding the face sides. The profile trimming unit with linear servo drive offers a premium standard of processing quality. These models offer scope for simple automatic changeover between two profiles, such as a 2 mm and 3 mm radius.

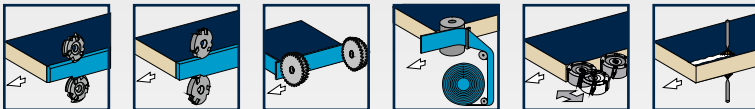
With a feed speed of up to 25 m/min, producers with higher output requirements can tailor their productivity to changing demands. Model 2492 offers an additional free space for even greater flexibility.



## EDGETEQ S-500 Model 2492



- 1 Separating agent spraying unit
- 2 Joint trimming unit
- 3 Gluing unit with 2 coils
- 4 Snipping unit PK25
- 5 Rough trimming unit BF10
- 6 Chamfer/radius trimming unit PF20
- 7 Profile trimming unit FK30
- 8 Free space for 2 additional units:  
standard trimming unit SF21  
or belt sanding unit KS10 and  
automatic profile scraper  
MN21 (instead of PN10)
- 9 Profile scraper PN10
- 10 Finishing unit FA21



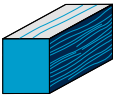
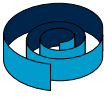

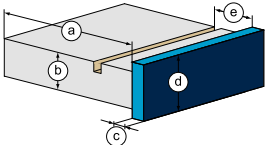
### EDGETEQ S-500 – Model 2482


This model comes with the same equipment as Model 2492, but **without free space**.

## MATERIAL TYPES

e.g.

- 0.3 mm melamine
- 2 mm PVC
- 20 mm solid strips (option)
- High gloss (option)
- Nesting (option)

	SOLID (mm)	COILS (mm)	STRIPS (mm)
<b>a</b>			
<b>b</b>	with b = 22: min. 60 with b = 40: min. 105		
<b>c</b>	0.6 – 20 (option)	0.3 - 3.0	0.3 – 1.0 (option)
<b>d</b>	12 – 65		
<b>e</b>	max. 25 (only Model 2670)		
			




## EDGETEQ S-500 – Models 2660 and 2670: More than just trimming

These models can be used for edge gluing, precise snipping and finish processing. The buffing unit at the outfeed imparts a perfect grip to your edges. A maximum feed speed of 28 m/min increases your productivity. Model 2670 comes

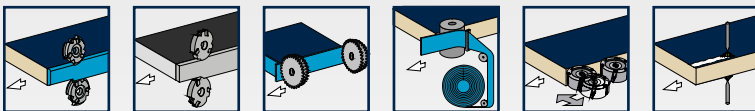
with an additional free space, e.g. for mounting a grooving unit. Equipped with a solid wood package and grooving unit, rebates on solid wood edges can be processed.

## EDGETEQ S-500

Model 2670



- 1** Separating agent spraying unit
- 2** Joint trimming unit
- 3** Gluing unit with 2 coils
- 4** Snipping unit HL81
- 5** Free space rough trimming unit BF10
- 6** Chamfer/radius trimming unit PF20
- 7** Free space profile scraper PN10
- 8** Free space for 2 additional units: standard trimming unit SF21 or belt sanding unit KS10
- 9** Free space finishing unit FA20 Basic
- 10** Buffing unit



Option





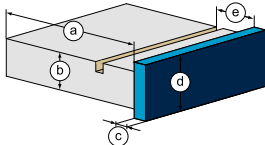
### EDGETEQ S-500 – Model 2660


This model comes with the same equipment as Model 2670, but **without free space**.

## MATERIAL TYPES

e.g.

- 0.3 mm melamine
- 2 mm PVC
- Veneer (coil)
- 20 mm solid strips (option)

	COILS (mm)	STRIPS (mm)
		
<b>a</b>	with b = 22: min. 60 with b = 40: min. 105	
<b>b</b>	8 – 60	
<b>c</b>	0.3 - 3.0	0.3 – 1.0 (option)
<b>d</b>	12 – 65	
<b>e</b>	max. 25	
		



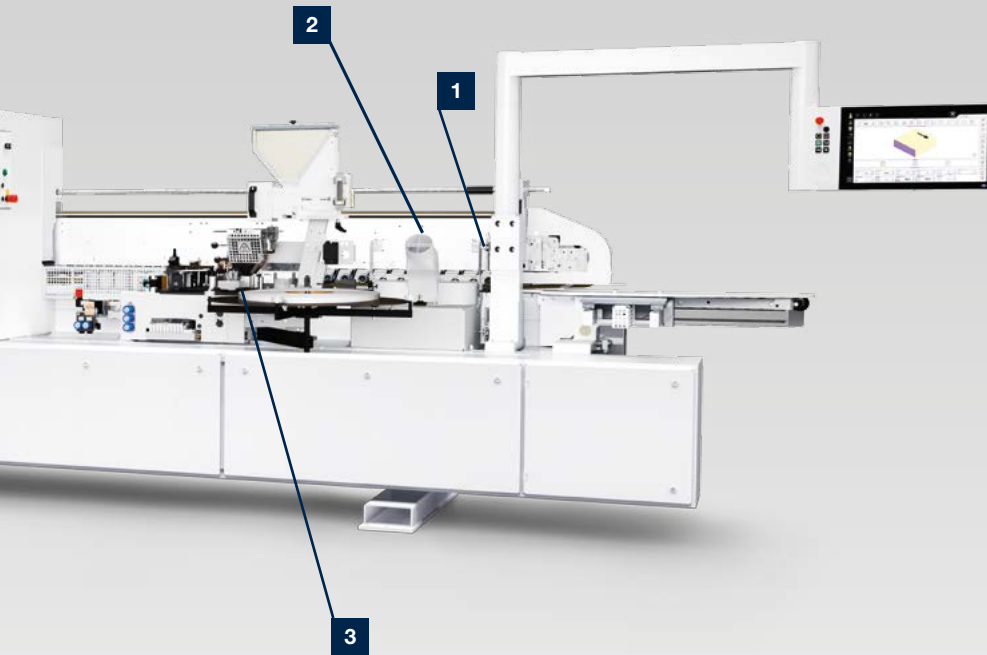
## EDGETEQ S-500 Model 2671: Everything you need

Edge bands can be glued and finished processed on the Model 2671, including rounding of face sides. PUR can also be used on request. The buffing unit at the outfeed imparts a perfect grip to your edges.

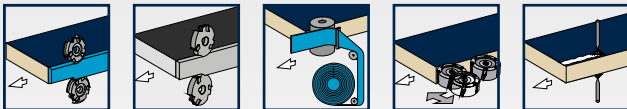
A sanding or grooving unit can be mounted at the free space. The choice is yours. The feed speed of 30 m/min opens up scope for higher productivity.

## EDGETEQ S-500

Model 2671



- 1** Separating agent spraying unit
- 2** Joint trimming unit
- 3** Gluing unit with 2 coils
- 4** Free space rough trimming unit BF10
- 5** Chamfer/radius trimming unit PF20
- 6** Profile trimming unit FF32
- 7** Profile scraper PN10
- 8** Finishing unit FA21




Option

## MATERIAL TYPES

e.g.

- 0.3 mm melamine
- 2 mm PVC
- Veneer (coil)





## Our range of modular units: The right solution no matter what the requirement

For wide-ranging different processing tasks, we use units from our tried and tested modular range. By continuously extending the offered functions, we ensure that you have the right solution available to cope with changing trends.

Presenting a range of units for joint trimming, gluing, snipping, profile trimming, grooving and finish processing. Their extreme precision and state-of-the-art technology will boost the flexibility and efficiency of your production.

# Workpiece feeding

Precise workpiece feeding is a pre-condition to achieve perfect edge quality. Our solutions are your benefit:


infeed guide, infeed stop, sliding carriage or workpiece support.



**Infeed stop**  
For minimum workpiece spacing and safe operation.  
With EDGETEQ S-380.



**Infeed stop**  
Pneumatically controlled.  
With EDGETEQ S-500.




**Air cushion table**  
For easy workpiece feeding.



**Automatic infeed fence adjustment**  
Program-controlled precision adjustment with precise infeed fence adjustment by means of servo axis.  
With EDGETEQ S-380, S-500.  
Photo = EDGETEQ S-500.



**Sliding carriage**  
Robust linear guiding system to secure rectangular workpiece feeding.  
With EDGETEQ S-380, S-500.  
Photo = EDGETEQ S-500.



**Scissor-design workpiece support**  
The workpiece support in scissor-design is conveniently extendable to 1,000 mm.  
With EDGETEQ S-380, S-500.

## Spraying units

Spraying units help to improve edge quality throughout the complete processing. Separating agent and antistatic agent avoid that hot melt glue residuals and plastic chips adhere to the workpiece.

Cleaning agent help to easily remove glue residuals. Lubricant is applied to protect sensitive surfaces before trimming and to prevent gloss marks on the workpieces.



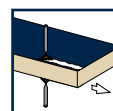
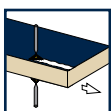
### **Spraying unit for the application of lubricant**


To achieve optimum processing quality even with sensitive surfaces. With EDGETEQ S-380, S-500.



### **Spraying unit for the application of separating, antistatic and cleaning agent**


Prevent the adhesion of hot melt glue residues or dissolve them on the upper and lower side of the workpiece. With EDGETEQ S-380, S-500.






## Joint trimming units

The HOMAG joint trimming units provide the perfect basis for splinter-free glue joints with a consistently high standard of product quality.



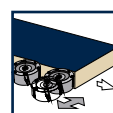
### Joint trimming unit

Perfect cut and long service life due to diamond tipped tools for optimum edge joint quality. The diameter is 100 mm. With EDGETEQ S-380.



### Joint trimming unit


This unit permits a high level of processing precision, is extremely hardwearing and is also designed to ensure an above-average service life. The diameter of the low-noise flying chip-optimized tool (I-system) is 125 mm. With EDGETEQ S-500.



## Gluing units – reliable hot melt glue application

HOMAG gluing units are ideal for a fast, positive-locking glue bond. An EVA pre-melting unit (from EDGETEQ S-380 – Models 1650/1660 HF) comes as standard. The heated glue roller ensures an optimum gluing temperature. The magazine height adjustment (EDGETEQ S-500) permits different

edge heights to be processed with a consistent workpiece thickness. On request, the gluing unit can also be individually equipped with a PUR pre-melting unit – allowing rapid changeover between two different colors or PUR.



### Gluing unit

Quick-change application unit with hot melt glue supply from above. Can process PUR granulate.  
Top image: with EDGETEQ S-380.

## YOUR BENEFITS AT A GLANCE


- Short heating-up time by sensed level control (2 levels selectable)
- Easy removal of the application unit with quick-release lock
- Pre-melter for melting hot-melt glue as required either manually or automatically
- Glue roller with integrated heating guarantees constant temperature and viscosity for all workpiece thicknesses
- Electropneumatic glue roller and tank clamping prevents glue soiling on the trailing edge of the workpiece
- Tracing pad prevents wear of the application roller and ensures a consistent glue film thickness
- Glue roller lift-off on feed stop






**Hot-melt gluing unit**

For processing coil material from 0.3 – 3 mm. Granulate tank for storage and pre-heating of hot melt glue granulate. With EDGETEQ S-500.




**Hot-melt gluing unit with solid wood package**

For processing coil material from 0.3 – 3 mm and solid strips of up to 20 mm. With EDGETEQ S-500.



**Common gluing technique**



**Optimized gluing technique with servo edge feed**

Edge feed with a precision of +/- 2 – 3 mm at the leading and trailing edge to reduce edging material waste. With EDGETEQ S-500.



## PUR glue and HOMAG - a strong alliance

The moisture and heat resistance of furniture is increased by the use of polyurethane (PUR) hot melt glue. Its use is ideal for furniture in damp areas such as bathrooms, kitchens and labs.




### Your HOMAG PUR benefits at a glance

- One application unit for all glue types
- No additional application unit needed
- Quick, friction-locked thin film application by glue roll with integrated heater
- Can be used by the entry-level model to high-end machine as standard



**PUR pre-melting unit**

- Melting output 2.5 kg/h.
- Temperature control to prevent PUR from overheating



**PUR packages**

For the models EDGETEQ S-500 two PUR packages are available.

- PUR package for processing with PUR glue instead of EVA
- PUR package for optional processing with either EVA or PUR glue



**Processing PUR glue**

To cope with special requirements when it comes to humidity and heat resistance the EDGETEQ models allow the application of PUR glue using a standardized glue application system with hot melt glue supply from above.



**PUR pre-melting unit**

- Melting capacity 6 kg/h, 10 kg/h or 20 kg/h
- Ground equipment
- Temperature control prohibits overheat of PUR glue



**Service station**

- Pre-heating and cleaning station for the application unit QA65 with a storage area
- High flexibility through the use of 2 vacuum containers, each for one QA65 application unit or a PUR pre-melting unit 2.5 kg/h
- No vacuum pump and no nitrogen required



**Vacuum tank**

- Compact, mobile container for the application unit QA65
- No vacuum pump necessary, since the vacuum is generated via the connection to the compressed air supply in your workshop
- Due to storage in a vacuum, nitrogen is not necessary





# Systematic gluing

To achieve a perfect gluing it is decisive that entirely different factors interact in an optimum way. The workpiece pre-heating, the application unit, quick clamping system,

melting unit, magazine and pressure zone from HOMAG are all designed for optimum coordination.



### Workpiece pre-heating

High-strength gluing due to an optimum workpiece pre-heating.  
EDGETEQ S-380, S-500.  
Photo = EDGETEQ S-380.




### Wide solid strips

Extra wide magazine with high capacity for solid strips and optimum access to reload.  
With EDGETEQ S-380, S-500.



### Automatic edge infeed device

For fast changeover between different coiled materials.  
With EDGETEQ S-380.



### Magazine height adjustment

For processing coil material from 0.3 – 3 mm and solid strips of up to 20 mm. Different edge thicknesses can be processed with a single edge height.  
With EDGETEQ S-500.



### 2-coil magazine

One edge infeed and 2 horizontal coil magazines. Servo-driven edge feeding to reduce edge material waste.  
With EDGETEQ S-500.



### 6-coil magazine

Automatic infeed of six different edges.  
With EDGETEQ S-500.

## airTec – the ideal entry into zero joint technology

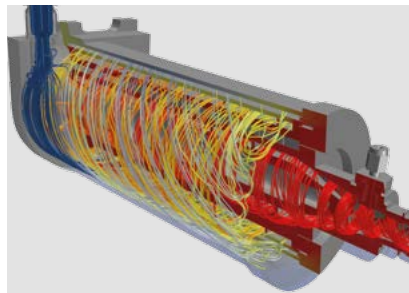
The airTec process has become an established zero joint solution in woodworking shops and SMEs. HOMAG's answer to the growing demand is an innovative, more efficient and resource-saving airTec solution. The nerve center of the airTec unit is a rotation air heater which not only enhances

efficiency but also operates with significantly lower noise emissions. airTec can be used to process all types of currently popular, laser-suitable edging types. This means great flexibility for all materials and colors.



### Edge banding with “no joints”

The airTec method bonds the edging to the panel using hot air. This requires the use of special edges. These comprise a decor layer and a function layer. The HOMAG airTec unit melts the function layer at an even temperature and flow rate and bonds it perfectly to the narrow surface.



### Innovative rotation air heater

The source of energy heats the air while at the same time acting as a heat store for subsequent repeated air heating. It also works with reduced air consumption and reduces heating of the surrounding atmosphere. Almost the only noise generated is emitted during the activation process, and is below the noise level of the other processing units.

## BENEFITS


- Reduction of noise
- More efficient, resource-saving operation
- Even air flow for high quality
- Rapid changeover between airTec and traditional gluing technology
- Simple operation with powerTouch



**airTec unit**

On the models of the series EDGETEQ S-380 airTec is installed so as to allow use of either the standard application unit or the airTec system.

The antistatic spraying unit for an optimum processing result comes as standard with all airTec units.



**airTec unit**

With the models EDGETEQ S-500 the airTec unit can also be used for shift operation.



**Flexibility for gluing**


The EDGETEQ S-500 offers three gluing processes. As well as airTec, both EVA and PUR can be used on one machine. The respective process can be selected according to requirements. The change from airTec to EVA or airTec to PUR takes place automatically without any manual intervention. With EDGETEQ S-500.



## Snipping units for cutting the face side overhang


The snipping units prepare the workpieces perfectly for subsequent trimming operation.

The face side can be snipped either straight or with chamfer.



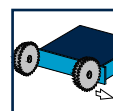
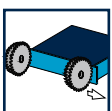
### Snipping unit


Exact snipping cut using a robust snipping unit with a highly precise linear guide and workpiece gap optimization (optional) to achieve higher output in the same processing time. Soft-touch function for optimal snipping results even at high speeds. With EDGETEQ S-380.



### Snipping unit HL81

For a clean snipping cut of overhanging edges on leading and trailing workpiece edges using the drawing cut technique. With EDGETEQ S-500.





**Snipping units PK25 and PK30**

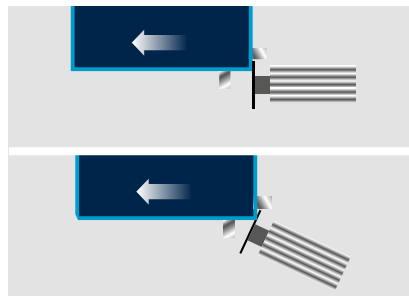
For snipping the edge overhang at the leading and trailing workpiece edge with stationary snipping stop to protect sensitive workpieces from damage.



**Snipping units PK25 and PK30**

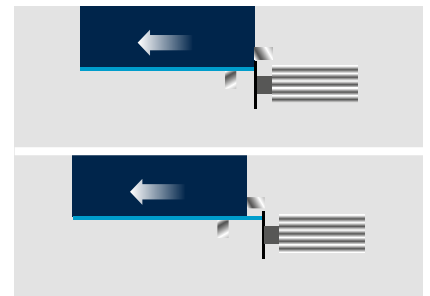
Feed speed

- PK25 = 25 m/min
- PK30 = 30 m/min



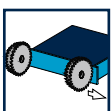
**Automation as standard**

Programmable chamfer/straight snipping motor adjustment for fast changeover between straight snipping and snipping with chamfer.




**Automation to suit every need**

For fast changeover between flush snipping (e.g. of solid strips or inlay shelves) and snipping with overhang (e.g. for finish trimming with profile trimming unit).




## Trimming units for flush trimming

With the rough trimming unit and the fine trimming unit HOMAG offers the right solution for the processing of projecting edges. The trimming units are equipped exclusively with tools which capture the chips controlled. This and the HOMAG-patented HSK interface (EDGETEQ S-500) ensure a high standard of processing quality and a long tool life.



### **Rough trimming unit**

For rough trimming of all common edge banding materials.  
With EDGETEQ S-380.

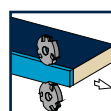
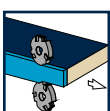


### **Rough trimming unit**

For rough trimming the upper and lower edge overhang.  
With EDGETEQ S-500.

### **Automation to suit every need**

Automatic changeover from flush trimming to trimming with projecting edge using 2-point-adjustment.





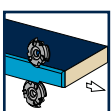
**Fine trimming unit**

For trimming chamfers and radii with optimized chip extraction and manual adjustment.

With EDGETEQ S-380, S-500.

**Automation to suit every need**

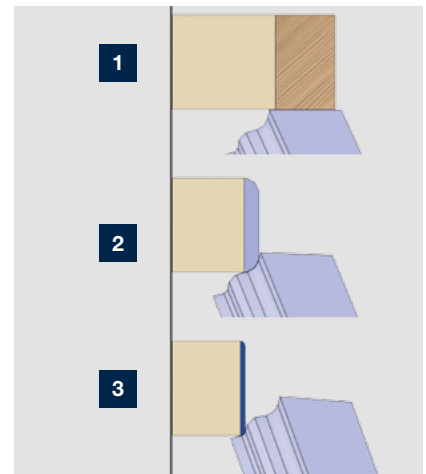
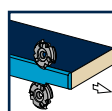
Stepless chamfer/radius adjustment for rapid changes between processing operations, e.g. from 0.4 mm to 2 mm edge.



**Multi-stage trimming unit MS40/45**

Fully automatic adjustment between 3 different profiles by means of servo motors.

Image shows nesting package. With EDGETEQ S-380.



**1 Without profile (MS40/45)**


**2 Profile 1**

**3 Profile 2**

## Profile trimming units for EDGETEQ S-380

The profile trimming units are universal. The user has the choice to adjust the units manually or to control them via program. High precision adjustment up to speeds of 20 m/min.

Our profile trimming units permit both corner rounding and trimming of upper and lower projecting edges.



### Profile trimming unit FF20

For rounding corners on thick PVC edges, as well as top edges on post-forming and soft-forming parts. Equipped with an automatic adjustment to switch between thin and thick edges. Workpiece thickness up to 60 mm.  
With EDGETEQ S-380.

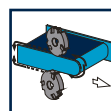
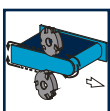


### Multifunctional trimming unit MF 50


Trimming of the top and bottom edge overhang as well as corner copying on the front and rear edges. Equipped with an automatic adjustment to switch between thin and thick edges. Workpiece thickness up to 60 mm.  
With EDGETEQ S-380.

### Automation to suit every need

Adjustment between two different radii and automatic adjustment of the tracing rollers.






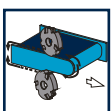


**Multifunctional trimming unit MF 60 Servotrim**

Trimming of the top and bottom edge overhang as well as corner rounding on the front and rear edges. Servo-controlled movement with soft-touch function for optimal handling of e.g. high gloss surfaces or lightweight panels. Workpiece thickness up to 60 mm. With EDGETEQ S-380.

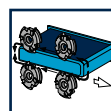
**Automation to suit every need**

Adjustment between two different radii and automatic adjustment of the tracing rollers.



**Profile trimming unit FF12**

For corner rounding of thick PVC edges, as well as head edges on postforming and softforming profiles at feed speeds of up to 20 m/min. Equipped with servo motor adjustment for all edge thicknesses. Workpiece thickness up to 60 mm.





## Profile trimming units for EDGETEQ S-500

The profile trimming units are universal. As a user, your job is to program any profile that takes your fancy: Then stand back and watch the extreme speed and precision of the expert execution.

The efficient mode of operation results in higher productivity. Our profile trimming units permit both corner rounding and trimming of upper and lower overhanging edges.

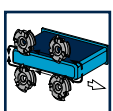


### Profile trimming unit FF30

For rounding edges at the leading and trailing workpiece edge top and bottom at a constant feed speed.  
With EDGETEQ S-500.

### Automation to suit every need

Chamfer/radius adjustment (2-point-adjustment) for rapid changes between processing operations, e. g. from 0.4 mm to 2 mm edge.

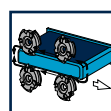




### Profile trimming unit FF32

For rounding edges at the leading and trailing workpiece edge top and bottom at different feed speeds. By dividing the cut over four motors, each corner can be processed in synchronous rotation. This lends corners a perfect trimmed finish for every edging type – even with veneer. Workpiece thicknesses and feed speeds are automatically adjusted without manual intervention.  
With EDGETEQ S-500.

### Automation to suit every need

Stepless chamfer/radius adjustment for rapid changes between processing operations, e.g. from 0.4 mm to 2 mm edge.





**Profile trimming unit FK11**

For processing overhanging edges and trimming around the leading and trailing edge.  
With EDGETEQ S-500.

**Automation to suit every need**

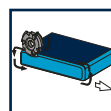
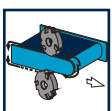
Stepless chamfer/radius adjustment for rapid changes between processing operations, e.g. from 0.4 mm to 2 mm edge.

**Profile trimming unit FK30**

For trimming around the leading and trailing edge.  
With EDGETEQ S-500.

**Automation to suit every need**

Adjustment to two different radii and automatic adjustment of the tracing roller diameter.



## Grooving units and belt sanding unit


Depending on the requirement and the model, various grooving units are available. With EDGETEQ S-500 a grooving unit can be used, provided you have chosen a model with free space.

The belt sanding unit can also be installed on EDGETEQ S-500 models coming with a free space.



### Tiltable grooving unit

For grooving the underside and end faces of workpieces. For producing continuous, non-continuous or jump grooves. With EDGETEQ S-380.



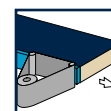
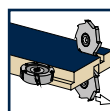
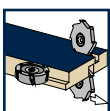
### Grooving unit SF21

For grooving, rebate trimming and profiling. With EDGETEQ S-500, with free space.





### Belt sanding unit KS10

For sanding straight veneered and solid edges including oscillation as a standard feature. With EDGETEQ S-500 with free space.



## Units for special operating processes

Equipment packages are available for individual function upgrading: “Foil/high gloss” for perfect high gloss components and “Nesting” for panels with elements such as cup hinge holes.





### Foil / high gloss packages

For perfect high gloss parts, important components such as motor-powered top pressure beam and automatic glue joint scraper adjustment are used.

Choose between the two foil / high gloss packages for the processing of workpieces

- on the upper and / or lower edge
- on the lower edge



### Nesting package

Different tracing elements are mounted depending on the unit configuration. These are ideal for processing acute or obtuse-angled parts or parts with cup hinge holes of the type produced using nesting.

### Tracing elements nesting package

With EDGETEQ S-380.

### Tracing elements nesting package

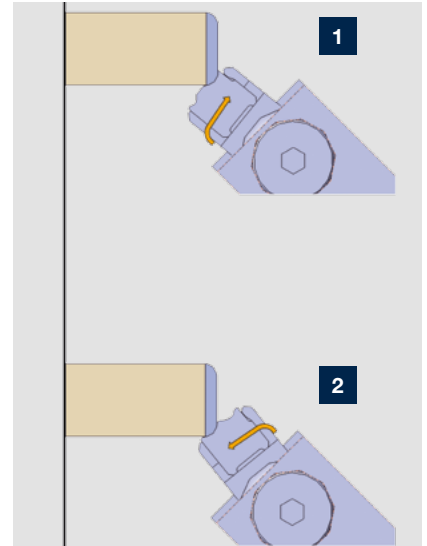
With EDGETEQ S-500.




**flexTrim at the profile trimming unit**  
2-profile technology for the fine trimming and the profile trimming unit allows fast automatic profile changeover.  
With EDGETEQ S-500.




**Multi-stage scraper unit MZ40**  
Fully automatic adjustment between 2 different profiles by means of servo motors with a stepless adjustment.  
With EDGETEQ S-380.



- 1 Profile 1**
- 2 Profile 2**



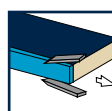
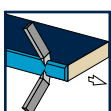
**Profile scraper**  
Unit to smooth radii or chamfers, equipped with quick change heads for fast profile change.  
With EDGETEQ S-380.



**Glue joint scraper**  
For the perfect finish.  
With EDGETEQ S-380.




**Variable tracing roller diameter**  
Permits automatic adjustment of the tracing roller diameter to different applications.  
With EDGETEQ S-500 models equipped with FK30.




## Finishing units

The quality of your products is increased by the use of perfectly coordinated finishing units.

With ideally coordinated finishing units, HOMAG adds a perfect, high-quality final touch to your products.



**Profile scraper PN10**  
For smoothing trimmed edges to achieve an optimum appearance.  
With EDGETEQ S-500.




**Finish processing**  
Comprising a glue joint scraper blade for disposal of glue residues at the top and bottom of plastic edges and a buffing unit.  
With EDGETEQ S-500.



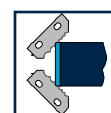
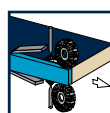
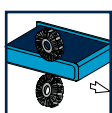
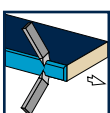
**Multi scraper MN21**  
For smoothing trimmed edges for an optimum appearance. Automatic resetting for different profiles, corrections to a pinpoint standard of accuracy. Reproducible quality to the highest standard.  
With EDGETEQ S-500.



**Buffing unit**  
To polish edges and maintain their natural color.  
With EDGETEQ S-380.



**Automation**  
Automatic resetting to different profiles, corrections within the one-hundredth millimeter range. Reproducible quality to the highest standard.







**Control with powerTouch**

Using the widescreen format multitouch monitor, you control machine functions by direct touch contact. The ergonomically optimized design and an array of help and assistant functions substantially simplify operation.



**Standardized**

Standardized operating elements, software modules and standardized design characterize the powerTouch control system for HOMAG machines. This allows different HOMAG machines to be controlled in the same way.



**Ergonomic**

Intuitive, direct control via the touch-sensitive touchscreen monitor.



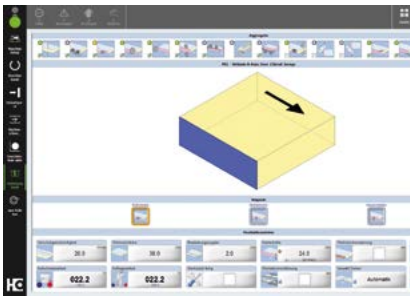
**Evolutionary**

Design and function united in one control system. The futuristic powerTouch machine control system is combined with state-of-the-art operating concepts used in smartphones and tablet PCs.

# powerTouch – the innovative control system: Easy, standardized, ergonomic and evolutionary

HOMAG machines are designed to make easy operation and reliable control a matter of course. Our innovative touchscreen operating philosophy combines design and function in a single control system.

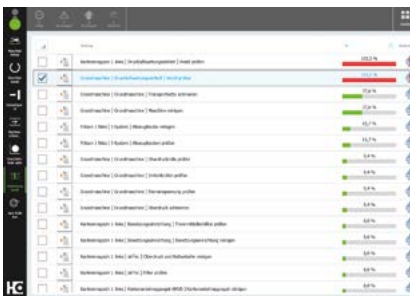
The full HD multitouch monitor, ergonomic touch operation, simple navigation and the standardized user interface all enhance processing efficiency.



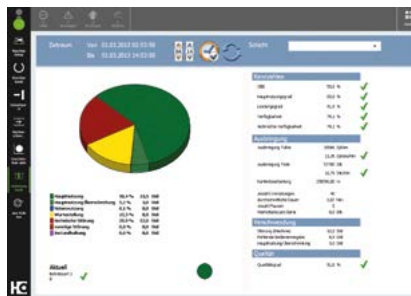
**Programming with woodCommander**  
User-friendly programming system using graphically supported input screens. With EDGETEQ S-500 and powerTouch2.



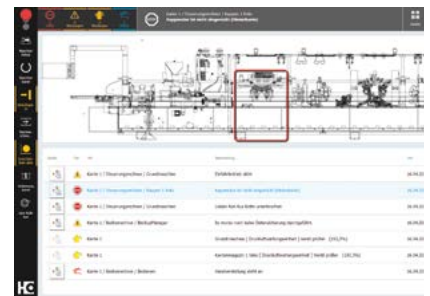
**Support via TeleServiceNet Soft**  
High-speed servicing and assistance through targeted troubleshooting and support over the Internet.



**Evaluation with MMR Basic**  
The software evaluates the productivity of your machine and supplies usage-dependent maintenance notifications. With EDGETEQ S-500 and powerTouch2.



**MMR Professional (option)**  
The MMR Basic upgrade additionally evaluates shifts, analyzes error messages and permits a link to be created to the data evaluation center in the office. With EDGETEQ S-500 and powerTouch2.



**woodScout diagnostic system (option)**  
Alongside error messages in plain text, woodScout also provides a graphic representation of the error location. In addition to the system's expert knowledge database, users can store their own troubleshooting solutions. With EDGETEQ S-500 and powerTouch2.

## The next generation of powerTouch: **powerTouch2**

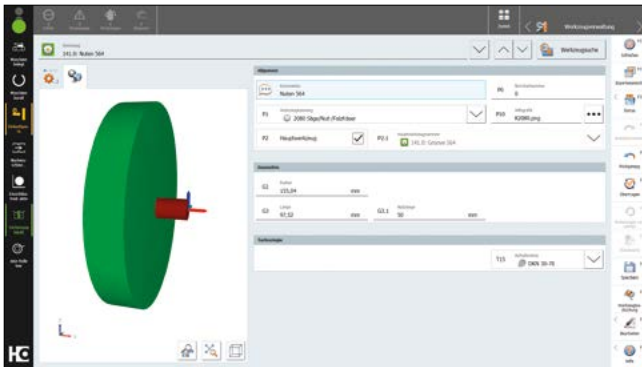
Faster, more comfortable, clearer: Enjoy the benefits of our further improved powerTouch user interface. We have optimized our standardized operating concept and further adapted it to our customers' requirements.

Controlling your HOMAG machines is now even faster and more intuitive. The new, modern design has a clear structure. The innovative touch operation allows you to achieve the desired result easily and comfortably.



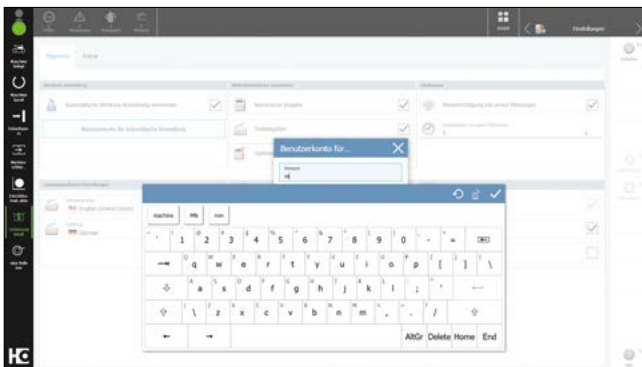


Our successful powerTouch philosophy – **standardized, simple, ergonomic, evolutionary** – consistently further developed



**Clearer structure**

The structure of the powerTouch2 screen is even clearer. You only see the information that is relevant for you. The important points at a glance – but you still have all the details. All in a fresh, attractive design.



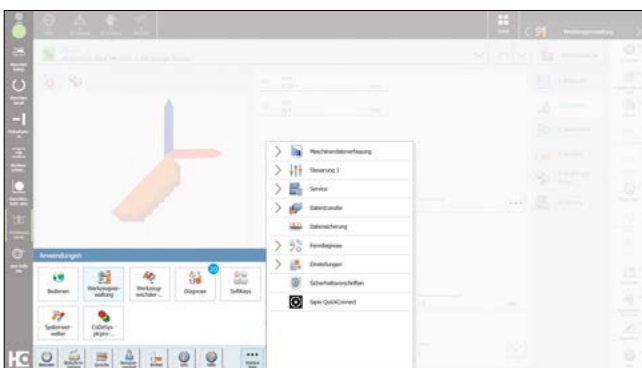
**Even faster**

With the new powerTouch generation, you can enter information at your machine even more quickly. Compared to the previous version, you can achieve a time saving of up to 30%. This is possible thanks to new features, such as automatic word completion, a pop-up keyboard that can be kept open and Windows-like functions, such as the selection of common actions directly via the start button.



**More intuitive**

Operating the machine is child's play. Many of the functions are similar to those of a smartphone or tablet and will therefore be familiar to you. Even beginners will feel immediately at ease and will soon be able to control the machine comfortably.




**More comfortable**

We have also improved the traffic light dialog and the „Start“ menu. When you press and hold the program icon, not only are the possible actions displayed, you can also access and activate them directly. Operation is therefore immediate and you do not lose any time opening applications. What's more, for the applications, illustrations and additional information can be displayed instead of simple program icons. This also provides more transparency and avoids unnecessary navigation into applications.

## LOOPTEQ return conveyors: Increased productivity for your edge bander

Workpiece return conveyors of the LOOPTEQ series provide the ideal complement to the machines of the EDGETEQ S-380, S-500 series. In one-man operation, the panel return flow is optimized and allows a lean and efficient production process.

Depending on the individual requirements the machines can be combined with a LOOPTEQ O-200 or a LOOPTEQ O-300. The LOOPTEQ O-600 Edition can be integrated in the HOMAG control with the EDGETEQ S-500 series.



### **LOOPTEQ O-200 – ideally suited for small, narrow, and medium-sized workpieces**


- Fast amortization – pays off from 9 hours working time per week
- Flexible operator organization – thanks to economical one-man operation
- Ergonomic working – manual parts handling is reduced to a minimum
- Improved quality control – rapid response to material adjustments



### **LOOPTEQ O-300 – best suited for high material variety, from small and light up to large and heavy workpieces**

- Fast amortization – pays off from 15 hours working time per week
- Low quality costs – gentle workpiece handling with air cushion table
- Flexible operator organization – thanks to economical one-man operation
- Ergonomic operation – releases operators from heavy physical work





**LOOPTEQ O-600 Edition**

Its high degree of automation makes the return conveyor LOOPTEQ O-600 Edition with workpiece handling a real multi-talent. Finished workpieces can be fed out or stacked.



**Integrated workpiece handling with LOOPTEQ O-600 Edition**

- Interlinked material flow with high output
- Defined panel turning for process oriented workpiece return
- Gentle workpiece handling with vacuum traverse
- Economical one-man operation
- Releases operators from heavy physical work

**BENEFITS**

- Minimal quality costs
- Flexible staffing organization
- Ergonomic operation
- Smart automation
- Increased efficiency

# HC LIFE CYCLE SERVICES

Optimal service and individual consultations are included in the purchase of our machines. We support you with service innovations and products which are especially tailored to your requirements. With short response times and fast

customer solutions we guarantee consistently high availability and economical production – over the entire life cycle of your machine.



## REMOTE SERVICE

- Hotline support via remote diagnosis by our trained experts regarding control, mechanics and process technology. Thus, more than 90% less on-site service required and consequently a faster solution for you!
- The ServiceBoard App helps to solve tasks in a fast, simple and concrete way. This is achieved by mobile live video diagnosis, automatic sending of service requests or the online spare parts catalog eParts.



## SPARE PARTS SERVICE

- High spare parts availability and fast delivery.
- Ensuring quality by predefined spare parts and wear parts kits, comprising original spare parts.
- Identify and inquire for spare parts online under [www.eParts.de](http://www.eParts.de) 24/7, or buy even faster and more comfortably in the new HOMAG eShop ([Shop.homag.com](http://Shop.homag.com)).



## MODERNIZATION

- Keep your machinery up to date and increase your productivity as well as your product quality, This is how you can meet tomorrow's requirements today!
- We support you with upgrades, modernization as well as individual consultancy and developments.



## DIGITAL SERVICES

- ISN (intelliServiceNet) – The new remote service solution of the future! Fast restart of production because the remote service employee has extensive access to relevant physical data.
- intelliAdvice App – provides help for self-help. The preventive solutions proposed in the new App are the combination of our experiences and existing machine data.



## SOFTWARE

- Telephone support and consultancy through software support.
- Digitalization of your spare parts via 3D scanning saves time and money compared to new programming.
- Subsequent networking of your machinery with intelligent software solutions ranging from construction to production.



## FIELD SERVICE

- Increased machine availability and product quality by certified service staff.
- Regular checks through maintenance / inspection guarantee the highest quality of your products.
- We offer you the highest availability of technicians in order to reduce downtimes in case of unpredictable troubles.



**TRAININGS**

- Thanks to trainings perfectly suited to your requirements, your machine operators can optimally operate and maintain the HOMAG machines.
- The trainings also include customer-specific training documents with exercises proven in practice.
- Online trainings and webinars. Learn without traveling, meet your trainer in the digital classroom.

For you more than...

**1,350**

service employees worldwide

**90%**

less on-site service thanks to successful remote diagnosis

**5,000**

customer training sessions per / year

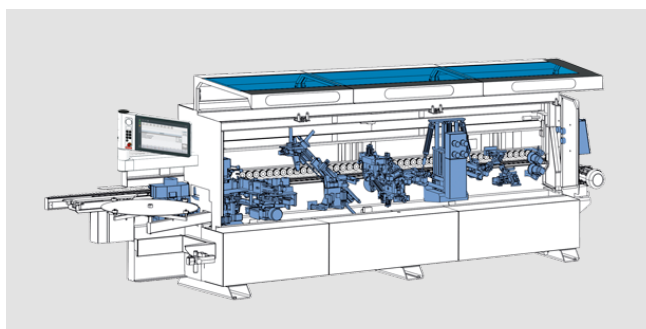
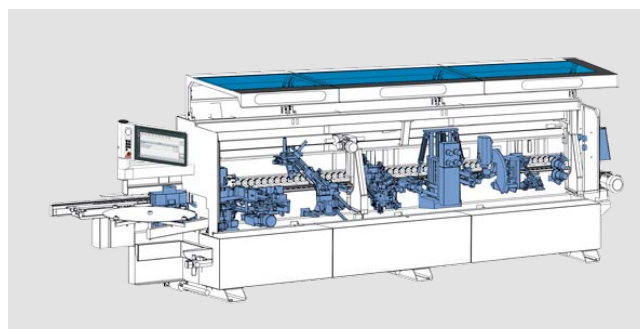
**150,000**

machines, all electronically documented in 28 different languages – in eParts

**TECHNICAL DATA EDGETEQ S-380 – MODELS 1600**

	MODEL 1650 FC	MODEL 1660 FGC
<b>Overall length (mm)</b>	5.773	6.273
<b>Working height (mm)</b>	8 – 18 (optional 20)	8 – 18 (optional 20)
<b>WORKING DIMENSIONS</b>		
<b>Workpiece width (mm) *</b>		
with workpiece thickness 8–22 mm	70	70
<b>Workpiece thickness (mm)</b>	8 – 60	8 – 60
<b>Edge thickness, coils (mm)</b>	0,3 – 3	0,3 – 3
<b>Edge thickness, strips / solid strips (mm)</b>	0,3 – 12	0,3 – 12

\* depends on the workpiece thickness

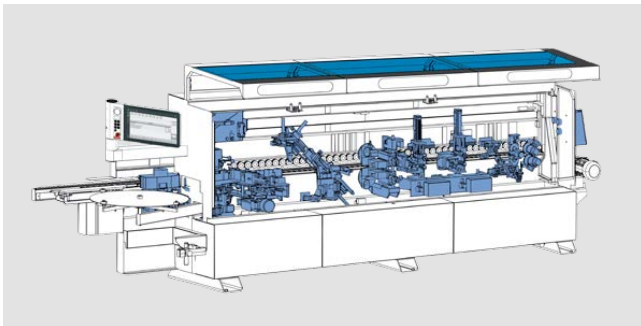
**EDGETEQ S-380 – Model 1650 FC****EDGETEQ S-380 – Model 1660 FGC**

**TECHNICAL DATA EDGETEQ S-380 – MODELS 1600**

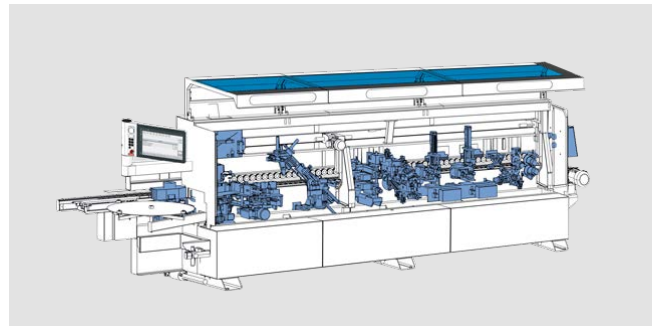
	MODEL 1650 HF	MODEL 1660 HF	MODEL 1650 E	MODEL 1660 E
<b>Overall length (mm)</b>	5.773	6.273	6.073	6.573
<b>Working height (mm)</b>	8 – 18	8 – 18	8 – 20	8 – 20
<b>WORKING DIMENSIONS</b>				
<b>Workpiece width (mm) *</b>				
with workpiece thickness 8–22 mm	70	70	70	70
<b>Workpiece thickness (mm)</b>	8 – 60	8 – 60	8 – 60	8 – 60
<b>Edge thickness, coils (mm)</b>	0,3 – 3	0,3 – 3	0,3 – 3	0,3 – 3
<b>Edge thickness, strips / solid strips (mm)</b>	0,3 – 15 **	0,3 – 15	0,3 – 12	0,3 – 12

\* depends on the workpiece thickness

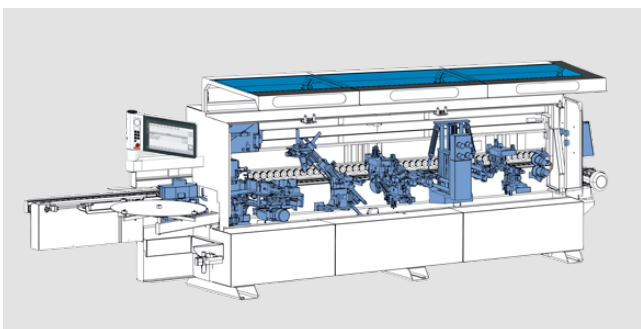
\*\* Depends on the configuration



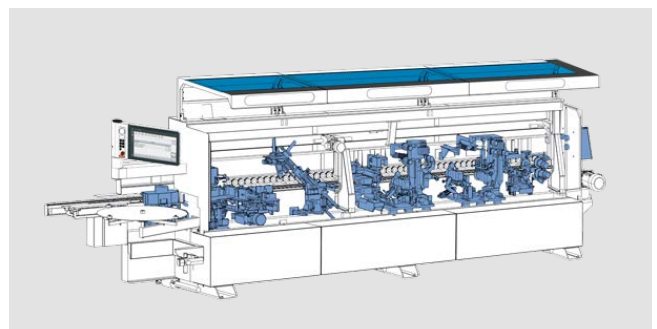
**EDGETEQ S-380 – Model 1650 HF**



**EDGETEQ S-380 – Model 1660 HF**



**EDGETEQ S-380 – Model 1650 E**



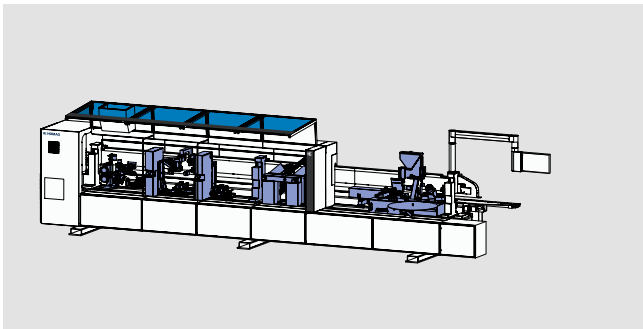
**EDGETEQ S-380 – Model 1660 E**



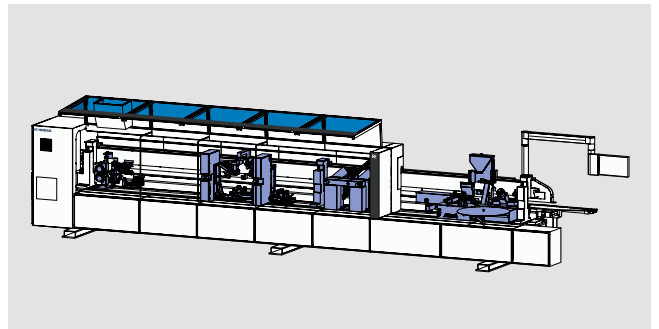
**TECHNICAL DATA EDGETEQ S-500 – MODELS 2200**

	MODEL 2270	MODEL 2280	MODEL 2274	MODEL 2284
<b>Overall length (mm)</b>	8.365	9.365	8.365	9.365
<b>Working height (mm)</b>	16 – 20	16 – 20	16 – 20	16 – 20
<b>WORKING DIMENSIONS</b>				
<b>Workpiece width (mm) *</b>				
with workpiece thickness 8–22 mm	min. 60, depends on the workpiece length			
<b>Workpiece thickness (mm)</b>	8 – 60	8 – 60	8 – 60	8 – 60
<b>Edge thickness, coils (mm)</b>	0,3 – 3	0,3 – 3	0,3 – 3	0,3 – 3
<b>Edge thickness, strips / solid strips (mm)</b>	optional 0,3–1 / 0,6–20	optional 0,3–1 / 0,6–20	optional 0,3–1 / 0,6–20	optional 0,3–1 / 0,6–20

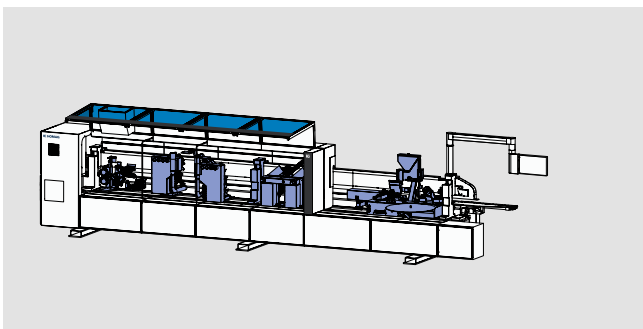
\* depends on the workpiece thickness



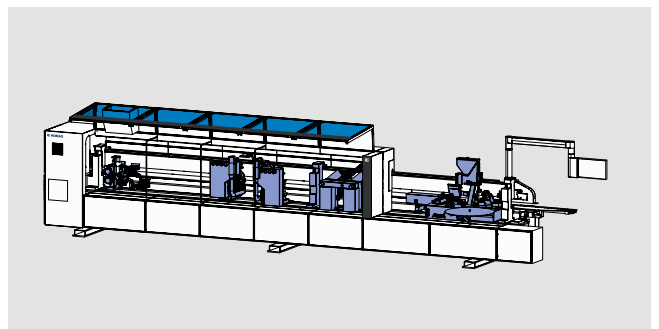
**EDGETEQ S-500 – Model 2270**



**EDGETEQ S-500 – Model 2280**



**EDGETEQ S-500 – Model 2274**

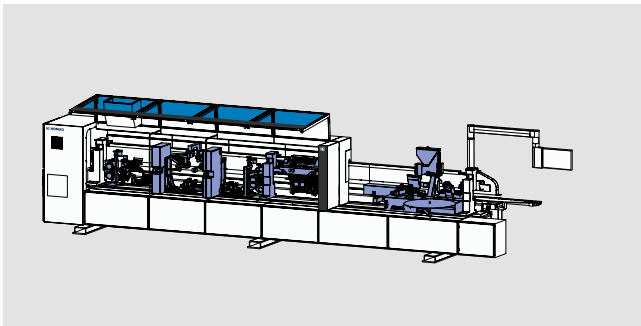


**EDGETEQ S-500 – Model 2284**

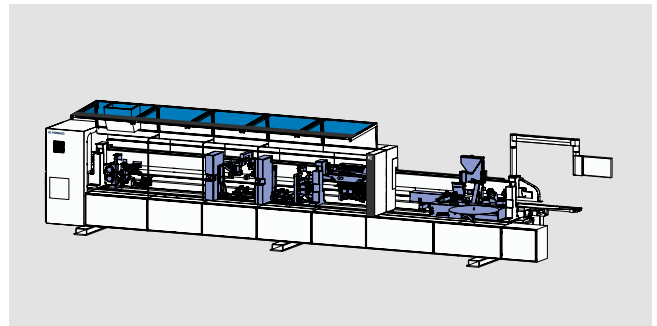
**TECHNICAL DATA EDGETEQ S-500 – MODELLE 2400**

	MODEL 2470	MODEL 2480	MODEL 2474	MODEL 2484
<b>Overall length (mm)</b>	8.365	9.365	8.365	9.365
<b>Working height (mm)</b>	16 – 25	16 – 25	16 – 25	16 – 25
<b>WORKING DIMENSIONS</b>				
<b>Workpiece width (mm) *</b>				
with workpiece thickness 8–22 mm	min. 60, depends on the workpiece length			
<b>Workpiece thickness (mm)</b>	8 – 60	8 – 60	8 – 60	8 – 60
<b>Edge thickness, coils (mm)</b>	0,3 – 3	0,3 – 3	0,3 – 3	0,3 – 3
<b>Edge thickness, strips / solid strips (mm)</b>	optional 0,3–1 / 0,6–20	optional 0,3–1 / 0,6–20	optional 0,3–1 / 0,6–20	optional 0,3–1 / 0,6–20

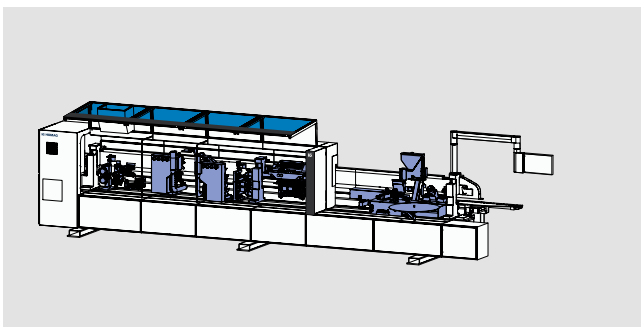
\* depends on the workpiece thickness



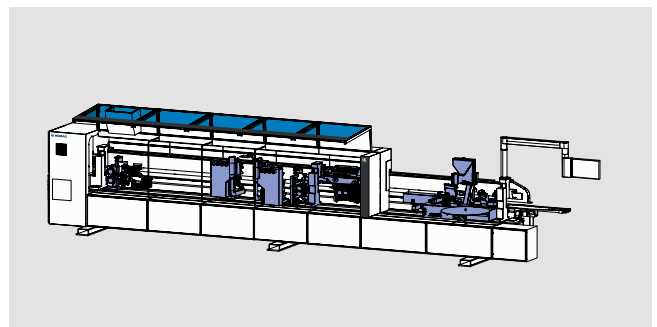
**EDGETEQ S-500 – Model 2470**



**EDGETEQ S-500 – Model 2480**



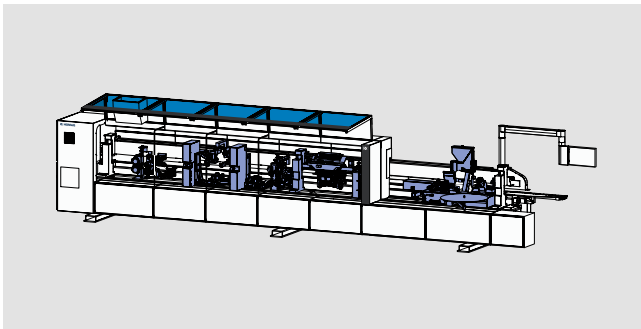
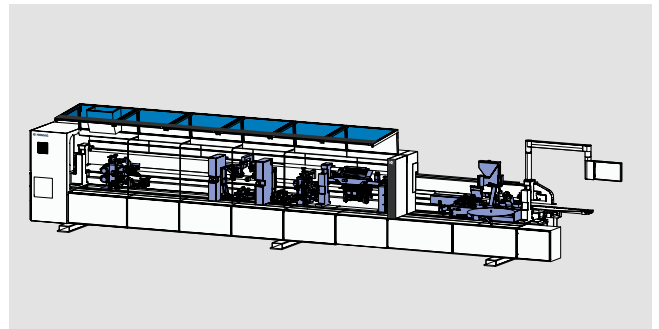
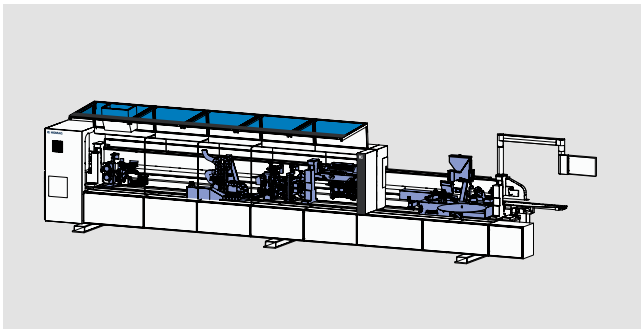
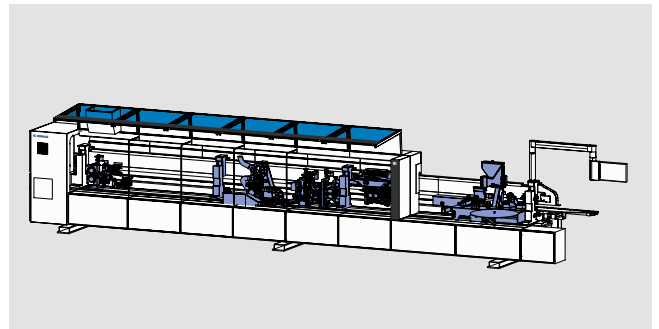
**EDGETEQ S-500 – Model 2474**



**EDGETEQ S-500 – Model 2484**

**TECHNICAL DATA EDGETEQ S-500 – MODELLE 2400**

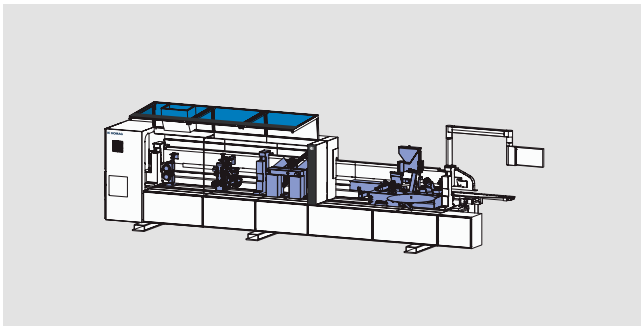
	MODEL 2481	MODEL 2491	MODEL 2482	MODEL 2492
<b>Overall length (mm)</b>	9.365	10.365	9.365	10.365
<b>Working height (mm)</b>	16 – 25	16 – 25	16 – 25	16 – 25
<b>WORKING DIMENSIONS</b>				
<b>Workpiece width (mm) *</b>				
with workpiece thickness 8–22 mm	min. 60, depends on the workpiece length			
<b>Workpiece thickness (mm)</b>	8 – 60	8 – 60	8 – 60	8 – 60
<b>Edge thickness, coils (mm)</b>	0,3 – 3	0,3 – 3	0,3 – 3	0,3 – 3
<b>Edge thickness, strips / solid strips (mm)</b>	optional 0,3 – 1 / 0,6 – 20	optional 0,3 – 1 / 0,6 – 20	optional 0,3 – 1 / 0,6 – 20	optional 0,3 – 1 / 0,6 – 20
* depends on the workpiece thickness				

**EDGETEQ S-500 – Model 2481****EDGETEQ S-500 – Model 2491****EDGETEQ S-500 – Model 2482****EDGETEQ S-500 – Model 2492**

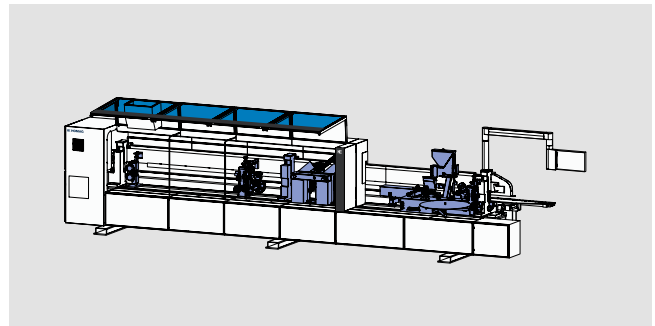
**TECHNICAL DATA EDGETEQ S-500 – MODELS 2600**

	MODEL 2660	MODEL 2670	MODEL 2671
<b>Overall length (mm)</b>	7.365	8.365	8.365
<b>Working height (mm)</b>	16 – 28	16 – 28	16 – 30
<b>WORKING DIMENSIONS</b>			
<b>Workpiece width (mm) *</b>	min. 60, depends on the workpiece length		
with workpiece thickness 8–22 mm			
<b>Workpiece thickness (mm)</b>	8 – 60	8 – 60	8 – 60
<b>Edge thickness, coils (mm)</b>	0,3 – 3	0,3 – 3	0,3 – 3
<b>Edge thickness, strips / solid strips (mm)</b>	optional 0,3 – 1 / 0,6 – 20	optional 0,3 – 1 / 0,6 – 20	optional 0,3 – 1 / 0,6 – 20

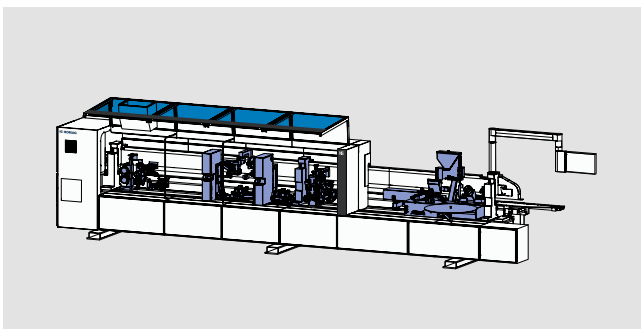
\* Werkstückdicken abhängig



**EDGETEQ S-500 – Model 2660**



**EDGETEQ S-500 – Model 2670**



**EDGETEQ S-500 – Model 2671**

## **HOMAG Group AG**

info@homag.com

www.homag.com



## **YOUR SOLUTION**